

CV

Menno Ipreburg

Spine Surgeon

Ipreburg Spine Clinic

www.ipreburgspine.com



Hospitaal Veenhuizen
Hospitaallaan 10
9341 AH Veenhuizen
The Netherlands

Date of born and place of birth

22 juni 1945 te Scherpenzeel (Gld), The Netherlands

Dutch BIG-registrationnumber:

69021757801

Re-registration on January 9th. 2019

till January 24th., 2024

Education:

- 1964-1971 Medical Studies University of Utrecht, the Netherlands
- 1971-1973 Fellow Surgical Department in Herz Jesu Krankenhaus Lindlar, Germany
- 1973 Tropical Medicine and Training Course Kiswahili Koninklijk Instituut voor Tropen, Amsterdam
- 1973-1974 Registrar Surgical Department Muhimbili University Hospital Dar es Salaam Tanzania
- 1974-1976 Medical Officer Surgical Department, Regional Hospital Iringa, Tanzania
- 1976 Travelling home by Landrover from Tanzania, Kenia, India, Nepal, Kashmir, Pakistan, Afghanistan, Iran, Koerdistan, Turkey, Greece, Yugoslavia, Austria, Germany to the Netherlands
- 1976-1979 Medical training as an Orthopaedic Surgeon, University Clinic Bonn, Germany

Positions:

- 1980 - 2006 Orthopaedic Surgeon in Wilhelmina Hospital Assen (WZA), the Netherlands
In 2004 and 2005 the Orthopaedic Department (Surgeons M Ipreburg and JD Visser) were nominated in Elsevier Magazine as the best Orthopaedic Department of all Hospitals in the Netherlands
- 1 juli 2006 Spine clinic Ipreburg in ZBC Sportstad Heerenveen parttime working in WZA
- 1 januari 2007 Rugkliniek Ipreburg in het ZBC Sportstad Heerenveen
- **1 augustus 2009 Ipreburg Herniakliniek situated in Hospitaal Veenhuizen in Veenhuizen, Drenthe, The Netherlands**

www.herniakliniek.nl , www.hospitaalveenhuizen.nl, www.ipreburgspine.com,
[Google Business View Ipreburg](#)



Other positions:

- Board Member **Espinea Spine Academy 2019** (www.espinea.org)
- Member of the Dutch Orthopaedic Society NOV lid richtlijnen commissie van het CBO voor het opstellen van de richtlijnen voor de behandeling van het Carpale Tunnel Syndroom
- President Vereniging Orthopeden Drenthe (V.O.D.) tot en met 31 december 2006

Medical Interests:

- Arthroscopic Surgery (Founding Member Dutch Society of Arthroscopic Surgery)
 - Spinalcanal stenose surgery
- “Lumbale Microscopische Dissectomie” Microscopic Disc Herniation Surgery since 1986.
1997 January, 11: Invited Guestspeaker Jearcongres Dutch Orthopedic Society (NOV), Leeuwarden,

- Endoscopic Carpal Tunnel Surgery since 1991. 2003 January, 10: Invited Guestspeaker Jearcongres Dutch Orthopedic Society (NOV), Nijmegen “De endoscopische behandeling van het Carpale Tunnel Syndroom”
- Prothesiologie (developer with Joint Care Team of the Joint Care Programm WZA since 1997 and start in 1999)
- Percutaneous Transforaminal Endoscopic Discectomie under analgo-sedation since 2004

Memberships:

KNMG (Koninklijke Nederlandse Maatschappij voor Geneeskunde)
 NOV (Nederlandse Orthopeden Vereniging)
 DSS (Dutch Spine Society)
 Nederlandse Vereniging voor Arthroscopie (Founding member)
 DWG (Deutsche Wirbelsäule Gesellschaft)
 NASS (North American Spine Society)

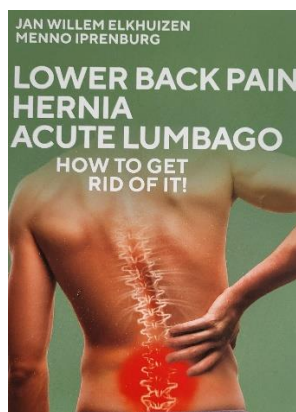
Publications:

Rugpijn, Hernia en Spit, Hoe kom ik er vanaf?


February 2018, English and most likely German version will follow
 (*Backache , Disc Herniation and Acute Lumbago, How do I get rid of it?*)
 Jan Willem Elkhuzen and Menno Ipreburg



6th. Edition Netherlands 2021



English Translation in 2021



[J Spine Surg.](#) 2016 Dec;2(4):310-313. doi: 10.21037/jss.2016.09.02.

Transpedicular endoscopic surgery for lumbar spinal synovial cyst—report of two cases

Guntram Krzok, Albert E. Telfeian,, Ralf Wagner, Menno Ipreburg

[World Neurosurg.](#)2016 Nov;95:299-303. doi: 10.1016/j.wneu.2016.08.018. Epub 2016 Aug

Transpedicular Lumbar Endoscopic Surgery for Highly Migrated Disk Extrusions: Preliminary Series and Surgical Technique.

[Krzok G, Telfeian AE, Wagner R, Ipreburg M](#)

Endoscopic Spine Surgery: Distance Patients Will Travel for Minimally Invasive Spine Surgery Pain Physician 2017; 20:E145-E149 • ISSN 2150-1149

Albert Edward Telfeian, MD, PhD, Menno Ipreburg, MD, and Ralf Wagner, MD

Lecture Spine Week Singapore May 16th-May 21th, 2016

The effectiveness of transforaminal endoscopic facet cyst resection

Gibson J.N.A., Oelofse L., Ipreburg M. (UK, ZA & NL)

JNS Neurosurgical Focus February 2016 Volume 40, Issue 2

Patient radiation exposure during transforaminal lumbar endoscopic spine surgery: a prospective study

Menno Ipreburg, Ralf Wagner, Alexander Godschalx, and Albert E. Telfeian

JNS Neurosurgical Focus February 2016 Volume 40, Issue 2

Transforaminal endoscopic decompression of a postoperative dislocated bone fragment after a 2-level lumbar total disc replacement: case report

Ralf Wagner, Menno Ipreburg, and Albert E. Telfeian

ISSLS 2015, 8-12th June San Francisco

Poster; **Transforaminal Endoscopic Foraminotomy for Acute Neuralgia**

JA Alastair Gibson and Menno Ipreburg

Book: Endoscopic Spinal Surgery

Auteurs: Kai Uwe Lewandrowski, Sang-Ho Lee, Menno Ipreburg

<http://www.jpmedpub.com/bookdetails.aspx?SearchTxt=ipreburg&OBookID=1844>



Published in English in February 2013 by JP Medical Publishers. Since april 2015 also available in Chinese

Transforaminal endoscopic approach for intra- and extraforaminaal disc herniations

Menno Ipreburg, Spine Clinic Ipreburg, Veenhuizen, The Netherlands

EuroSpine J (2012) 21 (Suppl 2):S262-S263

Percutane transforaminale endoscopische cysteresectie als behandeling van een lumbale discusyste

Marieke Geerdes, Mark Havinga, Menno Ipreburg, Alexander Godschalx en Relinde Schepers-Bok
Nederlands Tijdschrift voor Orthopaedie, September 2012, Vol. 19, Nummer 3 pp 105-107

www.ntv-orthopaedie.nl/geerdes1902/

Spine surgery—approach size does matter

J.N. Alastair Gibson, Susanne Merk and Menno Ipreburg

Nature Reviews Neurology published online **18 September 2012**; doi:10.1038/nrneurol.2012.113-c1

As reaction on Manion's: Spine surgery—approach size does matter Richard Mannion

Nature Reviews Neurology published online 18 September 2012; doi:10.1038/nrneurol.2012.113-c2

Transforaminal endoscopic spinal surgery: The future 'gold standard' for discectomy?

A review

J.N. Alastair Gibson *a, Jonathan G. Cowie *a, Menno Ipreburg *b

*a - Department of Orthopaedic Surgery, The Royal Infirmary of Edinburgh, Little France Crescent, Edinburgh EH16 4SU, United Kingdom

*b - Spine Clinic Ipreburg, Veenhuizen, Hospitaallaan 10, 9341 AH Veenhuizen, Netherlands

the surgeon xxx (2 0 1 2) 1 e7

Available online at www.sciencedirect.com

The Surgeon, Journal of the Royal Colleges of Surgeons of Edinburgh and Ireland

www.thesurgeon.net

Transforaminal Endoscopic Surgery in Lumbar Disc Herniation in an Economic Crisis - The TESSYS Method

Menno Ipreburg, Orthopaedic Surgeon *and* Alexander Godschalx, Anesthesiologist and Pain Specialist, Spine Clinic Veenhuizen, The Netherlands

U S Musculoskeletal Review, December 2008

Transforaminal Endoscopic Surgery - Technique and provisional Results in Primary Discs Herniation

Menno Ipreburg

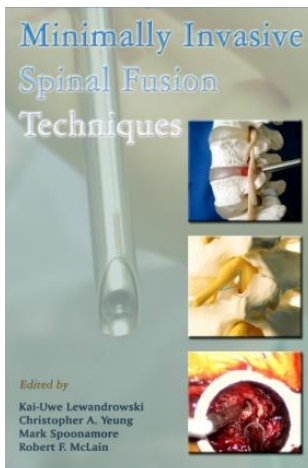
European Musculoskeletal Review 2007 Issue 2

Transforaminal Endoscopic Surgery (TES): The THESSYS Method

Menno Ipreburg

Minimal Invasive Spinal Fusion Techniques.

Edited K-U Lewandrowski e.a. Summit Communications, LLC 2008: 65-82



April 10, 2011

Kambin Award 2011 recieved from Dr. Kambin and Dr. Choll Kim, president Society for Minimally Invasive Spine Surgery (SMISS)



Mainz June 20th 2015

Der dritte Preisträger ist Dr. Menno Ipreburg, Rugkliniek Ipreburg aus den Niederlanden. Er erhielt den Preis (Golden Kambin Award) für sein Lebenswerk. Seit 2004 wendet er die joimax® Methoden an und konnte in seiner Klinik bisher mehr als 2.100 Patienten mit Bandscheibenvorfällen behandeln.

Der Award ist nach Dr. Parviz Kambin benannt. Er gilt als Entdecker des sogenannten Kambin-Dreiecks, welches die Begrenzung innerhalb des Foramen intervertebrale beschreibt, durch den man den Spinalkanal sicher erreichen kann. Da diese Sicherheitszone annähernd dreieckig geformt ist, wurde sie „Kambin Dreieck“ genannt.



Lectures, Presentations and Cadaveric Workshops

2022

Espinea Workshop Spinal Decompression Level 1-2 Karlsruhe February 10th. 2022

Welcome speech online Espinea Workshop Thailand March 24th. 2022

2021

Thursday, October 7, Vienna Austria

Chairman Lunchsymposium: Evolution and potential of endoscopic spinal surgery

2020

Endoscopic Spine Workshop Essen Germany

October 23-24, 2020

Endoscopic Spine Surgery Workshop

September 18-19, 2020 Salzburg Presentation of his personal TESSYS case

Webinar / DGNC 2020 June 23th. 10.00 – 10.30

The Simplicity of Learning Transforaminal Spine Surgery

Video met additional Commentary

Meet the Expert Webinar / DGNC 2020 June 23th.

Lunch Workshop – Chairman 1.00 -2.00

Endoscopic Spine Surgery

Combined Endoscopic Spine Surgery Workshop

February 28-29, 2020 Salzburg, Austria

Attended as Board Member of the Espinea Spine Academy

2019

October 17th, 2019 EUROSPINE Helsinki

Chairman & Moderation Lunchsymposium: Full-Endoscopic Spine surgery - Comprehensive Techniques and Novelties

Also lecture: How far Patients travel to get Endoscopic Treatment.

May 14th., 2019

Chairman Lunchsymposium Wurzburg: Future Endoscopic Spine Surgery 2030
70. Jahrestagung der Deutschen Gesellschaft für Neurochirurgie (DGNC)

User Meeting Cadaveric Workshop Salzburg 1-2 March, 2019

Participation in Congress for orthopaedists, administrators and entrepreneurs in relation to the Passing away of Dr. M.J.M. Driesen in Louwman Museum, The Hague, 2 februari 2019

2018

Endoscopic Spinal Surgery Basic Cadaveric Training Course for Professionals
November 23 & 24, 2018

MEDucation Center, Mülheim/Ruhr (Germany) in collaboration with the Institute of Anatomy
University Heinrich Heine Düsseldorf

Two Lectures

Television broadcast "Tijd voor Max" October 24th., 2018

about the book "Back pain, Hernia and Acute Lumbago, How do I get rid of it"

<https://www.herniakliniek.nl/blog/2018/10/11/tv-uitzending-24-oktober-2018-tijd-voor-max/>



Endoscopic Cadaveric Workshop Paracelsus Medical University Salzburg, Austria
October 19 – 20th, 2018

6th World Congress of Minimally Invasive Spine Surgery & Techniques

9th Asian Congress of MISS

2018 Minimally Invasive Spine Surgery Annual Meeting of CAOS, CMDA

June 6th. -10th 2018 in Chongqing China

Invited speaker: Two lectures

Transforaminal Endoscopic Spinal Surgery "The new Gold Standard"

Foraminal and medio-lateral disc herniations

Transforaminal Endoscopic Surgery Workshop

February 2-3th., 2018 Workshop Mülheim/Ruhr Germany

Course Director 1 lecture

Cadaveric Endoscopic Course

Salzburg, Austria March 16-17th.

Course Director 1 lecture

Joimax Basic Endoscopic Course in Muhlheim /Ruhr Germany
2-3 February 2018 Course Director 1 lecture

2017

NASS 2017 Orlando USA. The largest Spine Meeting in the World
Lecture "Meet the Experts" booth presentations. ***"Endoscopic Spine in the Netherlands - How to Make Innovation Successful"***

JoiMax Endoscopic Experts:
European Faculty Meeting October 10th. 2017 2 lectures

Eurospine 2017 Dublin October 12th. 2017
Lunch Symposium: Endoscopic Spinal Surgery: Experience and Evidence
1 lecture

Basic Endoscopic Cadaveric Workshop Paracelsus Medical University Salzburg, Austria
September 15-16, 2017
Course Director 1 Lecture.
TESSYS Advanced indications, disc herniations, stenosis, own experiences and complication management

International Spine Surgery Conference with LIVE Surgery Workshops
KCM Clinic S.A. Jelenia Gora, Poland May 18-20, 2017

1. Opening lecture: Benefits of minimally invasive neurosurgical techniques in cervical, thoracic and lumbar spine disorders in comparison to classic open procedures. Multicentre experience and trials
2. Topographical anatomy of lumbar and cervical spine in terms of endoscopic approaches. Endoscopic minimally invasive neurosurgery of lumbar, thoracic and cervical spine for intervertebral disc herniation. Advantages and limitations of this approach.

Advanced Endoscopic Cadaveric Workshop Salzburg March 10-11, 2017
Lecture: TESSYS/PTED. Advanced indications, disc herniations, stenosis, own experiences and complication management

Cadaveric Workshop Mainz January 13-14, 2017
Basic Endoscopic Workshop Course Mainz Germany
Institute of Functional & Clinical Anatomy University Medical Centre of the Johannes Gutenberg University Mainz. Cadaveric Instruction TESSYS procedure
Course Director 2 Lectures
TESSYS – Transforaminal Approach, Step by Step. Indications for beginners
TESSYS – Advanced indications, disc herniations and stenosis. Own experiences: complication

2016

Cadaveric Workshop Mainz November 25-26, 2016
Basic Endoscopic Workshop Course Mainz Germany
Institute of Functional & Clinical Anatomy University Medical Centre of the Johannes Gutenberg University Mainz. Cadaveric Instruction TESSYS procedure
Course Director 2 Lectures
TESSYS – Transforaminal Approach, Step by Step. Indications for beginners
TESSYS – Advanced indications, disc herniations and stenosis. Own experiences: complication

October 26-27th NASS 31th Annual Meeting Boston, USA
Booth Presentations – MEET OUR EXPERTS
Transforaminal Endoscopy with TESSYS, Procedural Overview and Basic Indications

How I built my Practice on the TESSYS Procedure and broadened my Indications throughout the years

October 24th. 2016 Boston, USA

User meeting and Cadaveric Course

Lecture: How I Built My Practice on the TESSYS Procedure: What I've Learned Throughout The Years
Cadaveric Course: TESSYS in Lateral

October 22th. 2016 Salzburg, Austria

How I built my Practice on Endoscopic Spine Surgery in the Netherlands

October 5-7, 2016 EUROSPINE Berlin

Presentation Booth Joimax. PTED/TESSYS in The Netherlands

September 9th – 10th, 2016 Basic Endoscopic Workshop Course Mainz Germany

Institute of Functional & Clinical Anatomy University Medical Centre of the Johannes Gutenberg University Mainz

Course Co-Director 2 Lectures

TESSYS – Transforaminal Approach, Step by Step. Indications for beginners

TESSYS – Advanced indications, disc herniations and stenosis. Own experiences: complication management.

Cadaver session demonstration of the TESSYS technique

20 participants from Italy (3), Chile (3), Netherlands (2), Germany (2), Egypt (2), Thailand (2), South Africa (2), UK (1), South Korea (2), Kosovo (1).

June 3th-4th, 2016 Basic Endoscopic Workshop Course Mainz Germany

Institute of Functional & Clinical Anatomy University Medical Centre of the Johannes Gutenberg University Mainz

Course Co-Director 2 Lectures

TESSYS – Transforaminal Approach, Step by Step. Indications for beginners

TESSYS – Advanced indications, disc herniations and stenosis. Own experiences: complication management.

Cadaver session demonstration of the TESSYS technique

May 16th-May 21th, 2016

Spineweek Singapore

Lecture Lunchsymposium

How to make innovations successful

May 13th, 2016

TAOT-Turkish Association of Orthopaedics & Traumatology in Istanbul

Technique of Endoscopic Spine Surgery. Transforaminal and Interlaminar Approaches
Possibilities of Endoscopic Spine Surgery and advanced Solutions

April 30th, 2016

Lecture Chicago at Senior Faculty Meeting at AANS Annual Scientific Meeting

How to make innovative surgery successful

April 1th, 2016 Farewell Symposium Aad Slingerland, orthopaedic surgeon

Flevo Hospital, Almere, The Netherlands

Lecture: The foraminoscope in the spinal canal

March 11th-12th, 2016 Basic Cadaveric Training Course Endoscopic Spinal Surgery

MEDucation Center, Mulheim/Ruhr (Germany) in collaboration with the Institute of Anatomy University Heinrich Heine Dusseldorf

Lectures: 1) TESSYS -Transforaminal endoscopic spinal approach (* Anatomy of the lumbar spine focused on the intervertebral foramen * Technique step by step * Indications for beginners)

2) Advanced indications disc herniations and stenosis

3) How to make innovations successful

January 21th-23th , 2016

Guesting Speaker in International 34th ISMISS Course & 2016 China Minimally Invasive Spinal Surgery Congress in Chongqing, China

Lectures:

- TESSYS (PTED) Step by Step
- TESSYS advanced indications, Disc herniations and stenosis, Own experience, *
Complication Management

2015

November 27th-28th , 2015 Basic Endoscopic Workshop Course

Institute of functional & Clinical Anatomy of the Johannes Gutenberg University Mainz

Co-Course director

2 Lectures: TESSYS – Transforaminal approach; Step by Step. Indications for beginners

TESSYS – Advanced Indications, discherniatuions and stenosis, own experiences, complication management.

Training Cadaverworkshop, Needle placement, endoscopic orientation, Transforaminal approach to the spinal canal, endoscope handling, orientation, handling of forceps, using bipolarRF-probe, Shril.

November 19th , 2015 Surgery Visitation

Paul Houle, MD, Neurosurgeon, Cape Cod Hospital, Boston, USA

November 1th. 2015 Cadaverworkshop Shanghai Jiatong University School of Medicine

Transforaminal endoscopic lumbar discectomy. Teach by demonstration

October 31 th. 2015 International Forum of Minimally Invasive Spine Surgery Shanghai Shanghai Jiatong University School of Medicine, China

Invited speaker. Expert Opinion Pro. Current Status of Full-Endoscopic Spine Surgery.

Endoscopic Transforaminal Spine Surgery under analgo-sedation in over 2200 cases in daysurgery

October 31 th. 2015 International Forum of Minimally Invasive Spine Surgery Shanghai Shanghai Jiatong University School of Medicine

Moderator Session 5; MISS in China

October 15th, 2015

Presentation in the District Court in Leeuwarden on the PTED / TESSYS surgical technique during a lawsuit between a patient with a recurrent disc herniation (who couldn't get treatment elsewhere) successfully operated with the PTED/TESSYS technique and the health insurance company De Friesland about the reimbursement.

October 12th, 2015

Conversation in the Dutch Parliament in The Hague with the MP's Mrs. L. Bouwmeester (PvdA spokesman Healthcare portfolio) and Ms. K. Yücel. about the resistance of CVZ / ZiN and our Minister of Health Mrs. Schippers to make the PTED / TESSYS procedure available in the basic insurance for all Dutch citizens and certainly for foraminal lumbar disc herniations like in most countries.

September 11th – 12th, 2015,

Advanced Endoscopic Workshop Course Paracelsus Medical University Salzburg, Austria

Lecture: Transforaminal endoscopic approach with TESSYS® for intra and extraforaminal disc herniations, Advanced Indications

September 2th, 2015 EuroSpine, Copenhagen, Denmark

Chairman & Moderation Lunch Symposium

“Minimally invasive endoscopic surgery – Where are we to date?”

Menno Ipreburg MD (Veenhuizen/NL) and Albert Telfeian, MD (Rode Island, Braun University, USA)

Lecture: *Multi-year experience with endoscopic spinal surgery in the Netherlands*

July 10th – 11th, 2015

Course Director Basic Endoscopic Workshop Course
Medizinisches Kompetenzzentrum, Wendisch Rietz Germany
TESSYS, Transforaminal Endoscopic Surgical System
iLESSYS, Interlaminar Endoscopic Surgical System
Multiuse RT, Endoscopic Facet Joint Denervation

July 19th 2015 Surgery Visitation

Dr. Felix Dominguez, Centro Medico Siglo XXI, **Mexico**
Dr. Oscar Rojas, Hospital Angeles Pedregal, Mexico
Dr. Roland Lozano, Centro Medico Nacional 20 De Noviembre, Mexico
Dr. Cesar Alcantara, Medica Sur, Mexico
Dr Dallta, New York, **USA**

June 20th, 2015

Parviz Kambin Award for three joimax® Faculty Members

During a special joimax® faculty meeting which was held at the institute of anatomy at the University of Mainz, Germany on June 20-21, joimax® honored three surgeons with the Parviz Kambin Award. Dr. Albert Telfeian, Rhode Island Hospital, Brown University, RI, US and Dr. Gabriele Jasper, Center for Pain Control, NJ, US received the award in recognition of their outstanding scientific and educational dedication to transforaminal surgery. The two surgeons tremendously contributed to this field with numerous high quality publications. Also they are treading new paths for spinal endoscopy. Just recently Dr. Telfeian did the first awake surgery to remove a thoracic spinal tumor. Dr. Menno Ipreburg, Ipreburg Herniakliniek, NL received the award for his lifetime achievement. Dr. Ipreburg is applying joimax techniques, especially TESSYS, since 2004. In his private clinic, he successfully treated more than 2000 patients suffering from disc herniations.

The award is named after Dr. Parviz Kambin who identified a workspace within the intervertebral foramen, through which the spinal canal can be accessed safely. Because this safe zone is somewhat triangular shaped, it was named the „Kambin triangle“.



On the left: Award winner Dr. Menno Ipreburg (r.) with joimax® CEO Wolfgang Ries (l.) On the right: Award winners Dr. Albert Telfeian (r.) and Dr. Gabriele Jasper (l.) with Wolfgang Ries (m.)

June 8-12th e ISSLS San Francisco

Poster; **Transforaminal Endoscopic Foraminotomy for Acute Neuralgia**
JA Alastair Gibson and Menno Ipreburg

Mai, 19th. Surgery Visitation Mr. Naffis Arjarwalla, Heatherwood Hospital Wexham Slough UK,
Wexham Park Hospital, Ascot, Berkshire UK

Mai, 8 th. BOUT 2015 Bonn, Germany

Invited speaker. Lecture: Endoscopic Transforaminal Discectomy, technique, results and examples.

April, 16 th. Lecture “Vrouwen van Nu” Culture Centre in Norg, Netherlands

Disc herniation surgery in the past, endoscopy now and in the future.

March, 31 th. Hospitation in Spine Clinic Ipreburg

Dr. Frédéric EON M.D., Dr. Rémi PREBET M.D., Dr. Henry PARENT M.D.

Clinique Saint Leonard, Trelaze, France

February, 13-14: Basic Endoscopic Workshop Course for TESSYS® Transforaminal Endoscopic Surgical System iLESSYS® Interlaminar Endoscopic Surgical System Multiuse RT Endoscopic Facet Joint Denervation

Institute for Anatomy and Cell Biology, Ruprecht-Karls-University Heidelberg, Germany

Course Director Cadaveric Course for Professionals

Lecture and hands-on sessions:

TESSYS® advanced indications – disc herniations and stenosis own experiences; complication management`

2014

November, 28-29: Cadaver Workshop Wendisch Riez, Berlin Germany

Course Director Cadaveric Course for Professionals

Lecture and hands-on sessions:

TESSYS® advanced indications – disc herniations and stenosis own experiences; complication management`

November, 27: Hospitation in Spine Clinic Ipreburg - Dr. Dosté Bouaka, Clinique Saint Laurent,

Rennes, France and DR. Mostofi, Clinique d'Archachon, La Teste de Buch, France

November, 20: Lecture: Innovative Spinal Solutions, User Meeting, London, UK

Ten years Dutch experience TESSYS, Why, how, results, problems and World Wide Future

October, 1-5: EuroSpine Lyon

Symposium: Minimally Invasive Endoscopic Spinal Surgery; Where are we to date?

Chairmen and Moderator: Menno Ipreburg , Veenhuizen, NI

Alastair Gibson Edinburgh/UK

Lecture: Multi-Year experience with endoscopic spinal surgery in the Netherlands

September, 5-6: Cadaver Workshop, Salzburg, Austria

Course Director

Lecture: TESSYS advanced indications Disc herniations and stenosis

Own experiences and Complication Management

June, 27-28: Advanced Cadaveric Training, Meducation Center, Mülheim an der Ruhr, Germany

Faculty Member Course Decompression, Stabilisation and Fusion

June, 11-14: 4^e WCMISST Paris

Cadaver Workshop TESSYS for beginners and step by step TESSYS learning video

May, 23-24: Cadaver Workshop, Paracelsus Private Medical University Salzburg, Austria

Course Director Cadaveric Course for Professionals

Lecture: TESSYS technique step by step

Advanced indications and pitfalls

April, 10-11: Cadaver Workshop University Mainz, Germany

Course Director Cadaveric Course for Professionals

Video presentation: TESSYS (PTED) Technique Procedure step by step (15 minutes)

Lecture: Advanced Indications - disc herniations and stenosis Own experiences; complication management

2013

November, 29-30: Cadaver Workshop Wendisch Riez, Germany

Course Director Cadaveric Course for Professionals

Lecture: Endoscopic Transforaminal Discectomy (TESSYS)

The new gold standard ! Advanced Indications - disc herniations and stenosis

Own experiences; complication management

Video presentation: TESSYS (PTED) Technique Procedure step by step

On 11 th of November 2013 the Dutch TV programm Tros Radar had again a large item about the TESSYS-technique <http://www.herniakliniek.nl/de-rugkliniek/vergoeding-hernia-operatie.html>

November, 1: SMISS Las Vegas, Nevada, the USA

Cadaverlab. TESSYS procedure

November, 3: SMISS Las Vegas, Nevada, the USA

Endoscopic Spine Surgery-Problem-Based Solutions

Moderators: Menno Ipreburg; Christopher Yeung

Case presentation M. Ipreburg: intraspinal disc herniation met cranial sequester and foraminal disc protrusion compression L4 and L5 left site

Video presentation: TESSYS (PTED) Technique Procedure step by step (15 minutes)

August, 30: Guestlecture at Dr. H. Penterman uit Waterland Ziekenhuis Purmerend

De weg vanuit het (veilige) ziekenhuis naar (het grote avontuur) ZBC

June, 19: Traning Nederlandse Vereniging van Artsen voor Orthomanuele Geneeskunde (NVOMG), Utrecht Hotel Midland

Transforaminale Endoscopische Discectomie,

de nieuwe 'Gouden Standaard' in Hernia chirurgie

June, 10: Guestlecture Hoytema Stichting ZGT, Almelo

Mogelijkheden en resultaten van de percutane transforaminale endoscopische discectomie (PTED) bij HNP operaties

Jun, 7-8: Cadaver Workshop Institute of Functional & Clinical Anatomy University Medical Center of the Johannes Gutenberg-University Mainz Germany

Course Director Cadaveric Course for Professionals

Lectures: - TESSYS methods and basics – step by step- indications for beginners

- TESSYS advanced indications – disc herniations and stenosis, own experiences. Complication Management

June, 6: Hospitation in Spine Clinic Ipreburg - Dr. Fleiderman, Orthopaedic Surgeon Hospital del Trabasador, Santiago Chile and Mr. Mihail Pozarski

June, 5: Lezing Serviceclub Kiwanis Veendam

Endoscopische transforaminale hernia chirurgie. De nieuwe gouden standaard voor de toekomst

May 21: Hospitation in Spine Clinic Ipreburg - Dr. Erik Velt, See Hospital Saalenberg, Coxhaven, Germany

May, 16: Hospitation in Spine Clinic Ipreburg - Dr. Edwin Diepeveen Orthopaedic Surgeon at St. Willibrordspital, Spine Center NRW, Germany

April, 29: South Africa, Johannesburg, TESSYS operation guidance Dr. Louis Oelofse
Gauteng Kempton Park, Gauteng

April, 27: Guestlecture Dutch Spine Patients 'the Spine' tijdens de Landelijke Contactdag, Ede
"Hoe een trap tegen je hoofd toch nog goed uitpakt. Van bevlogen keeper tot gepassioneerd herniaspecialist"

March, 25: Dutch TV TROS RADAR

<http://www.uitzendinggemist.nl/afleveringen/1333875>

'Vergoeding PTED operatie' (*Reimbursement PTED/TESSYS operation*)

April, 13-14: 5 th Joimax® International User Meeting Mainz (Germany)

2012

December, 5: Hospitation in Spine Clinic Ipreburg - Prof. Lucia Zamorano MD, PLC. Michigan Brain & Spine Surgery Center. Clinical Professor of Neurological Surgery. Oakland, University William Beaumont School of Medicine (voor foto zie www.hospitaalveenuizen.nl)

November, 20: Hospitation in Spine Clinic Ipreburg - Dr. med. Jan Becker, Grönemeyer Institut of Microtherapy Bochum

November, 9-10: Cadaver Workshop Institute of Anatomy and Musculoskeletal Research Paracelsus Private Medical University, Salzburg (Austria)

Course Director and Instructor Cadaveric Course for Professionals

Lectures: - The Transforaminal Step by Step Approach with the TESSYS®-Method (PTED in NL)

- Endoscopic transforaminal Discectomy (TESSYS)The new gold standard!

Advanced Indications- Challenges

October, 11: Hospitation in Spine Clinic Ipreburg - Prof. Liao Xiang Deputy Chief Surgeon Minimally Invasive Spinal Surgery and Pain Medicine Department Shenzhen 6th Hospital China and Dr. Ajay Kothari from India

October, 5: Cadaver Workshop University Heidelberg

Lezing The Transforaminal Step by Step Approach with the TESSYS®-Method (PTED in NL)

October, 6: Lecture: Advanced indications for herniations and stenosis

September, 25: Hospitation in Spine Clinic Ipreburg - Dr. I.A. Nikiforov, orthopaedic surgeon, Berlin

August, 25: Hospitation in Spine Clinic Ipreburg - Dr. med. Geneva Aflissah, Neurochirurgische Praxis Bremerhaven and Mr. S. Grösche, JoiMax in Spine Clinic Ipreburg (voor foto zie www.hospitaalveenuizen.nl)

June, 10: Lezing Third International Congres on Reconstructive Neurosurgery Endoscopic Kiel, Germany

Transforaminal Spinal Surgery: The future 'Gold Standard' for discectomie.

May, 8: Hospitation in Spine Clinic Ipreburg - Dr. Ralt-Heiner Staffensky, neurosurgeon Military Hospital Hamburg Germany, Mr. S. Grösche, JoiMax (voor foto zie www.hospitaalveenuizen.nl)

May, 7: Dutch TV TROS RADAR over niet vergoeding door CVZ en zorgverzekeraars van de PTED

<http://www.uitzendinggemist.nl/afleveringen/1251301>

Video vanaf 7.55 min in het programma

May, 2-4: BRITSPINE 2012, Newcastle UK

Poster

TRANSFORAMINAL ENDOSCOPIC APPROACH FOR INTRA AND EXTRAFORAMINAL DISC HERNIATIONS, A 'NEW' TECHNIQUE

April, 24: Hospitation in Spine Clinic Ipreburg - Chinese collega's: Dr. Zheng, Prof. Qian, Dr. Tang, Dr. Liu, Mr. Wang

April, 20-21: Cadaver Workshop University Heidelberg

Guestlecture The Transforaminal Approach with the TESSYS®-Method (PTED in NL)
Own experiences

March, 30: Endovienna 2012, Vienna, Austria

5th. World Congress for ENDOSCOPIC SURGERY of the BRAIN SKULL BASE & SPINE

Guest lecture: The Technique of the TESSYS procedure
Results in a online survey in 475 cases

March, 30: Endovienna 2012, Wenen

Guest lecture: Foraminal (intra and extra foraminal) Disc Protrusions
A Surgical Alternative and results of TESSYS procedure

March, 29: EndoVienna 2012, Wenen - JoiMax User Meeting

Guest lecture: Lateral central and stenosis in transforaminal endoscopic surgery

February 14: Hospitation in Spine Clinic Ipreburg - collega's uit Haifa: Dr. Alexander Bruskin, Orthopaedic Surgeon en Dr. Vitaly Alexandrovsky, Neurosurgeons Carmel Medical Center, Haifa, Israel

February, 11-12: TESSYS Cadaver Workshop Paracelsus University Salzburg, Austria

Course Director

Guestlecture Advanced indications – herniations and stenosis

Own experiences with TESSYS®. Retrospective results intra and extraforaminal Disc herniations by a online Jointell OMS research program

2011

November, 30: Kring noordelijke fysiotherapeuten, Steenwijk

Guestlecture: Percutane Transforaminale Endoscopische Discectomie (PTED), techniek en case report

November, 11-12: Paracelsus Private Medical University Salzburg, Austria

TESSYS – Transforaminal Endoscopic Surgical System Course for Professionals in Spine

Surgery – The new clinical standard

Course Director

Theoretical content:

- Spinal anatomy, intervertebral foramen
- TESSYS surgical technique and case presentations
- Diagnostics and indications for TES (in Nederland PTED)
- Clinical results, pitfalls and surgical guidelines
- Anaesthesia regime for TES

Practical content:

- Hands-on in break out sessions
- Questions and answers, group discussion

Two Lectures:

- Surgical technique step by step TES
- Advanced indications – herniations and stenosis, own experiences with TESSYS

October, 20: Lunchsymposium EuroSpine, Milan, Italy

Lezing: Endoscopic Transforaminal Discectomy, The new Gold Standard!
Technique, indications and challenges

September, 30 - Oktober, 1: Anatomical Institute Faculty Member University Heidelberg, Germany TESSYS Cadaver Workshop

Lezing PTED techniek en case bespreking

August, 23: Hospitation in Spine Clinic Ipreburg - Dr.Mohammed Al Jumaily, The Walton Centre for Neurology and Neurosurgery, Liverpool UK

August, 18: Hospitation in Spine Clinic Ipreburg - Dr. Albert Sufianov, Tyumen, West Siberië, Russia (<http://fcn-tmn.ru/>)

June, 24-25: Cadaver Workshop Paracelsus University Salzburg, Austria

Course Director

Guestlecture PTED technique and casereport

May, 9: Hospitation in Spine Clinic Ipreburg - Dr. Sol Kamson, Dr. Brown, USA and Mr. Christiaan Kremer

May, 5: WENMISS, the Aging Spine Bonn, Germany

World Society of Endoscopic, Navigated and Minimal Invasive Spine Surgery

“Transforaminal Endoscopic Nucleotomy“

May, 6: Workshop

April, 9-10: Annual Scientific Meeting (AANS) Denver, Colorado, USA

1st. US TESSYS User Meeting

- **April, 9:** Cadaver Workshop TESSYS
- **April, 10:** “The new Gold Standard, TESSYS; own experience and special cases“

March, 19: Ligamenta Spine Clinic Frankfurt, Germany

“Prospective Online Research Program and Online Patient Selection”

March, 12: Hospitation in Spine Clinic Ipreburg - Dr. Albert Telfeian, Texas USA

February, 11-12: TESSYS Cadaver Workshop Paracelsus University Salzburg, Austria

Faculty Member.

Lezing PTED, Techniek, Literatuur/Resultaten Microscopische hernia operaties

Eigen resultaten endoscopische operaties, voorbeelden en toekomstig onderzoek

February, 4: BASS (British Association of Spinal Surgeons) Edinburgh, Schotland

Guest Speaker: Technique Endoscopic Transforaminal Disc Surgery

<http://www.spinesurgeons.ac.uk/article.asp?article=88>

February :2 BASS

Workshop Endoscopic Transforaminal Disc Surgery

2010

November, 19: Koninklijke HFC Sponsorborrel, Haarlem, the Netherlands

Guest lecture “Hoe een trap tegen je hoofd toch nog goed uitpakt”

November, 12: Landelijke RABO Medicidag, Groningen

Guest lecture: De weg vanuit het (veilige) ziekenhuis naar (het grote avontuur) ZBC

November, 5-6: TESSYS Cadaver Workshop Paracelsus University Salzburg, Austria

Faculty Member. Radiographic diagnostics for TES procedures

Own experience with TESSYS

June, 18-19: TESSYS Cadaver Workshop Paracelsus University Salzburg, Austria

Faculty Member. Lezing PTED, Techniek, Literatuur/Resultaten Microscopische hernia operatie

Eigen resultaten endoscopische operaties, voorbeelden en toekomstig onderzoek

March 27: Hospitation Spine Clinic Ipreburg

Lezing en rondleiding voor de Zeijer Ondernemersvereniging

Endoscopische transforaminale benadering van een hernia

March 25-26: TESSYS Cadaver Workshop en Live Operaties Munich, Germany

Faculty Member, Lezing PTED, Techniek, Literatuur/Resultaten Microscopische hernia operaties

Eigen resultaten endoscopische operaties, voorbeelden en toekomstig onderzoek

February, 26-27: Bout Bonner Orthopädie und Unfalltage Bonn, Germany

Lecture: 'Disc Protrusion: Endoscopic, Microsurgical, Open?'

February, 25: Bout Bonner Orthopädie und Unfalltage Bonn, Germany

Hands on Workshop – OP Cadaver Course

Technique TES Transforaminal Endoscopic Surgery (TESSYS)

February, 19-20: TESSYS Cadaver Workshop Paracelsus University Salzburg, Austria

Faculty Member. Lezing PTED, Techniek, Literatuur/Resultaten Microscopische hernia operaties
Eigen resultaten endoscopische operaties, voorbeelden en toekomstig onderzoek

2009

November, 9-10: TESSYS Cadaver Workshop Paracelsus University Salzburg, Austria

Faculty Member. Lezing PTED, Techniek, Literatuur/Resultaten Microscopische hernia operaties,
Eigen resultaten endoscopische operaties, voorbeelden en toekomstig onderzoek

November, 4: Nederlandse Vereniging voor Arbeidsdeskundige (NVVA), Steenwijk

Lezing Transforaminale Endoscopische Herniaverwijdering (TES) en Arbeidsongeschiktheid

November, 2: Lezing voor vrijwilligers gevangenis museum, Veenhuizen

Transforaminale Endoscopische Herniaverwijdering (TES)

September, 14-15: TESSYS Cadaver Workshop en Live Operaties Munich, Germany

Faculty Member, Lezing PTED, Techniek, Literatuur/Resultaten Microscopische hernia operaties
Eigen resultaten endoscopische operaties, voorbeelden en toekomstig onderzoek

July, 13-14: TESSYS Cadaver Workshop Paracelsus University Salzburg, Austria

Faculty Member. Lezing PTED, Techniek, Literatuur/Resultaten Microscopische hernia operaties
Eigen resultaten endoscopische operaties, voorbeelden en toekomstig onderzoek

June, 15-16: TESSYS Cadaver Workshop en Live Operaties Munich, Germany

Lezing PTED, Techniek, Literatuur/Resultaten Microscopische hernia operaties
Eigen resultaten endoscopische operaties, voorbeelden en toekomstig onderzoek

March, 9-10: TESSYS Cadaver Workshop en Live Operaties Munich, Germany

Lezing PTED, Techniek, Literatuur/Resultaten Microscopische hernia operaties
Eigen resultaten endoscopische operaties, voorbeelden en toekomstig onderzoek

February, 2-3: TESSYS Cadaver Workshop Paracelsus University Salzburg, Austria

Faculty Member. Lezing PTED, Techniek, Literatuur/Resultaten Microscopische hernia operaties
Eigen resultaten endoscopische operaties, voorbeelden en toekomstig onderzoek

2008

November, 15: SMISS Las Vegas, USA

Transforaminal Endoscopic Discectomy: Clinical results 255 TES operations compared with
microscopic discectomies Swedisch National Spine Register
Menno Ipreburg, MD, Joanne Bloemsaat, PhD, Alexander Godschalx, MD

October, 2: Nederlandse Vereniging van Arbeidsdeskundigen (NVvA), Capelle aan den IJssel

Lezing: Sneller weer aan het werk. Endoscopische Hernia Chirurgie in dagbehandeling

July, 27-28: TESSYS Cadaver Workshop Paracelsus University Salzburg, Austria

Faculty Member. Guestlecture PTED, Techniek Literatuur/Results Microscopische disc operation

June, 27-28: TESSYS Cadaver Workshop Paracelsus University Salzburg, Austria
Faculty Member. Lezing PTED, Techniek, Literatuur/Resultaten Microscopische hernia operaties
Eigen resultaten endoscopische operaties, voorbeelden en toekomstig onderzoek

June, 16: Dutch TV Drents Diep (RTV Drenthe) De komst van priveklinieken
<http://www.herniakliniek.nl/videoarchief/video--de-komst-van-priveklinieken>

June, 3-7: Lecture Retrospective study 250 TES operated patients follow up 3,5 to 1 year
The 1st World Congress of Minimal Invasive Spine Surgery & Techniques (WCMISS) **Hawaii Honolulu**

May, 27: Lecture on Continuing Education General practitioners, Gorssel
Endoscopische treatment of foraminal stenosis and HNP's in Day surgery under local anesthesia

April, 25-26: Cadaver Workshop Paracelsus Medical University Heidelberg, Germany
Faculty Member. Lezing PTED, Techniek, Literatuur/Resultaten Microscopische hernia operaties
Eigen resultaten endoscopische operaties, voorbeelden en toekomstig onderzoek

April, 16: NVDK Congress De Reehorst Ede
Herniated Disc Surgery in Daysurgery

March, 7-8: TESSYS Cadaver Workshop Paracelsus University Salzburg, Austria
Faculty Member. Lezing PTED, Techniek, Literatuur/Resultaten Microscopische hernia operaties
Eigen resultaten endoscopische operaties, voorbeelden en toekomstig onderzoek
(accr. 20 DFP Points *Austrian Medical Association*)

February, 8-9: TESSYS Cadaver Workshop Paracelsus University Salzburg, Austria
Faculty Member. Lezing PTED, Techniek, Literatuur/Resultaten Microscopische hernia operaties
Eigen resultaten endoscopische operaties, voorbeelden en toekomstig onderzoek
(accr. 20 DFP Points *Austrian Medical Association*)

2007

December, 12-14: 2. Deutscher Wirbelsaulenkongress Mannheim, Germany
Lecture: TES procedure, Golden Standard of the future?

November, 29: LVO Studiedagen Biomet College, Dordrecht
Lezing: Ervaringen bij 370 endoscopische transforaminale operaties

November, 23-24: Faculty Member Tessys Symposium Salzburg, Austria
TES Lecture and Cadaver Workshop
(20 DFP-Punkte *Austrian Medical Association*)

October, 13: Faculty Member Tessys Symposium Salzburg, Austria
(20 DFP-Punkte *Austrian Medical Association*)

July, 27-28: TESSYS Cadaver Workshop Paracelsus University Salzburg, Austria
Faculty TES Lector and TES Trainer

June, 21: IITS Congres - JoiMax Parallel Session Albi, France
Three Years of Experience in Transforaminal Spinal Endoscopy

June, 15-16: TESSYS Cadaver Workshop Paracelsus University Salzburg, Austria
Faculty TES Lector and TES Trainer

June, 1: Officiële opening Rugkliniek Ipreburg in het Abe Lenstra Stadion Heerenveen

May, 25-26: TESSYS Cadaver Workshop Paracelsus University Salzburg, Austria
Faculty TES Lector and TES Trainer

April, 4: NVMER, Noordwijkerhout
Annual Meeting: Experience in Spinal Endoscopic Surgery

March, 30-31: TESSYS Cadaver Workshop Paracelsus University Salzburg, Austria
TES Lecture: Spinale endoscopie

March 24: TESSYS Cadaver Workshop Ellman Institute New York, USA
TES Lecture

2006

December, 8-9: University Vienna, Austria
Faculty TES Lecture PTED (TES) and Cadaver workshop

November, 25: Symposium "Oud en Nieuw met Ipreburg"
Symposium at the end of my career in WZA after 27 years in Assen
Guest lecture: "De verandering van algemene orthopedie naar endoscopische wervelkolomchirurgie"

November, 3: Spine Congress San Diego, USA
Lecture: Endoscopic Transforaminal Free Fragment Removal

August, 20: La Jolla Spine Institute San Diego, USA
Lecture: Transforaminal Spine Endoscopy and Discectomy
Cadaver Workshop

July, 14-15: TESSYS Cadaver Workshop Paracelsus University Salzburg, Austria
Lecture: "Endoscopic Transforaminal Discectomy"

April, 28: TESSYS Cadaver Workshop Paracelsus University Salzburg, Austria
Lecture: "Endoscopic Transforaminal Discectomy, what's in it for the patient?"

April, 7: IITS Congres, Phoenix, Arizona, USA
Lecture 19e annual meeting: "Percutaneous Transforaminal Endoscopic Discectomy (PTED)
Learning curve, problems, complications and results in a retrospective study of 110 procedures
divided in three consecutive groups"
Faculty Member Cadaver workshop Percutaneous Transforaminal Endoscopic Discectomy"

March , 1: Wilhelmina Ziekenhuis, Assen
Lecture (met Van der Veen) voor huisartsen: "De endoscopische of microscopische techniek bij de
behandeling van een hernia, een wezenlijk verschil?"

February, 7: Wetenschappelijke bijeenkomst Vereniging voor Sportgeneeskunde
Lezing: "Percutane Transforaminale Endoscopische Hernia Chirurgie; techniek en resultaten"

2005

December, 16-17: TESSYS Cadaver Workshop Paracelsus University Salzburg, Austria
Senior Faculty Member. Lezing: "Technique, Learning Curve and Results of 110 Percutaneous
Transforaminal Endoscopic Discectomies"

November, 6: Dutch TV uitzending Chirurgenwerk "Gebroken Heup/Collum Care"
Aflevering 4/2005 Heupprothese Biomet (www.chirurgenwerk.nl) (herhaling 18 december)

September, 29: LVO-Studiedag, Dordrecht
"Nieuwe ontwikkelingen in de rugchirurgie" lezing over "Thessys, scopische hernia chirurgie"

March, 12: Workshop and user Meeting Alpha Klinik and Bay Wa Office Building, Munich, Germany

Lecture: "First Dutch Experience performing transforaminal approaches for decompressing for herniated discs"

2004

November, 28: TV uitzending Chirurgenwerk

Heupoperatie Joint Care WZA (www.chirurgenwerk.nl)

November, 14: TV uitzending Chirurgenwerk

Percutane Transforaminale Endoscopische Dissectomie onder lokale anesthesie in dagbehandeling (www.chirurgenwerk.nl) Zie: Video - Videostreams vorig seizoen - Aflevering 2 Hernia JoiMax

November, 4: Rapid Recovery Congres Rome, Italy

Managing for Improved Quality in Joint Replacement.

Lezing: "Five years Joint Care, Applications en Benefits"

October, 23: VOCA, Amersfoort

Lezing: "Percutane Transforaminale Endoscopische Dissectomie onder lokale anesthesie"

May, 14: Achmea Symposium, Meppel

Lezing: "Joint Care, bijvoorbeeld. Vijf jaar Joint Care Wilhelmina Ziekenhuis Assen"

April, 7: Artikel met interview met Menno Ipreburg over joint care: www.orthopedie.nl

March, 18: TV interview programma Twee Vandaag

Efficiëntie in de zorg in relatie tot het Joint Care Programma in het WZA

1997

January, 11: Invited Guestspeaker Jearcongres Dutch Orthopedic Society (NOV), Leeuwarden

"Lumbale Microscopische Dissectomie"

2003

January, 10: Invited Guestspeaker Jearcongres Dutch Orthopedic Society (NOV), Nijmegen "De endoscopische behandeling van het Carpale Tunnel Syndroom"